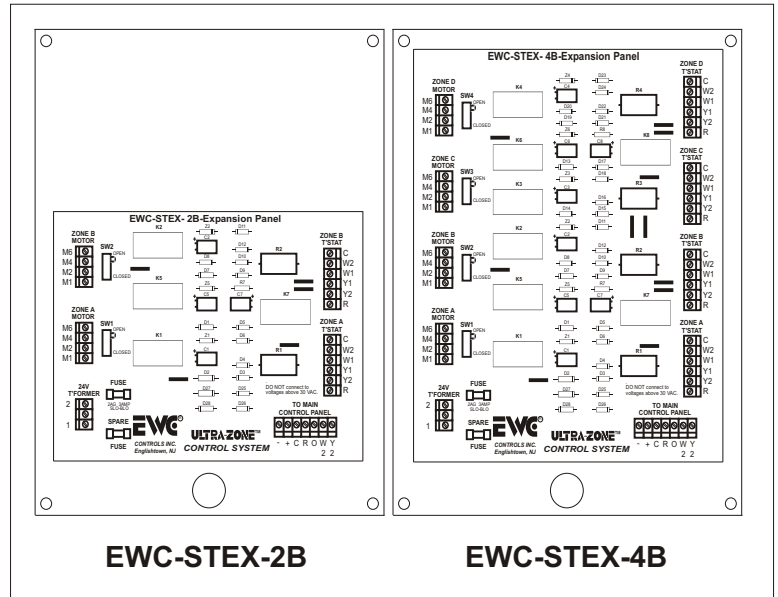


The EWC-STEX-2B/4B Expansion Panels are designed to be used with EWC-ST-2D/E & 3D/E, EWC-STHP-2/3 and EWC-STMS-2A/3A Zone Control Panels. On these systems the Model EWC-STEX-2B/4B are used to increase the number of zones on the system above what the main control panel can support by itself. Each expansion panel is wired to the main control panel by wiring from the terminal block labeled "TO MAIN CONTROL PANEL", to the terminal block on main control panel labeled "ADDITIONAL ZONE PANEL". Wire each terminal on the main control panel to the expansion panel with the same designation, [+ to +, C to C, R to R etc...].

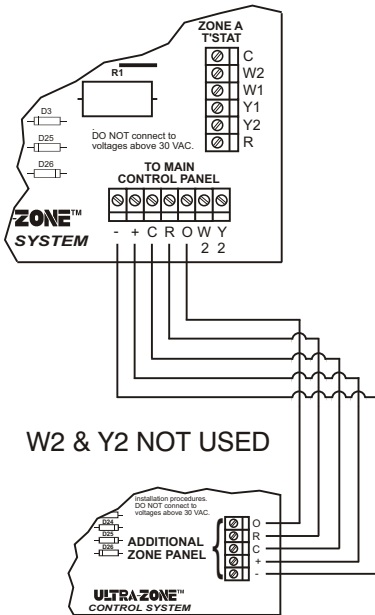
Terminals "Y2" and "W2" on the expansion panel are to be connected only when these functions are used on the main panel.

Each expansion panel must have its own 24 volt AC power source [transformer].



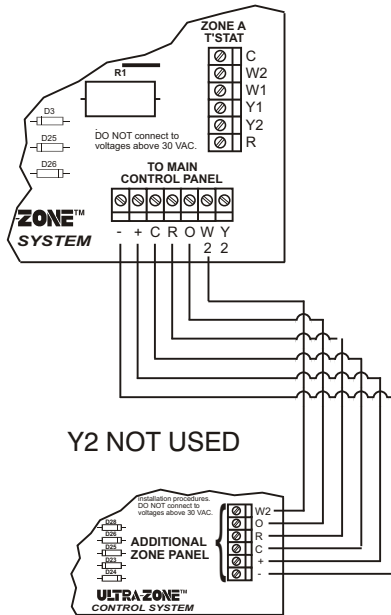
Warning: Control panel does not have any built in time delays. The HVAC system must have its own or, installer provided time delay relays to prevent system short cycling.

EWC-STEX-2B/4B



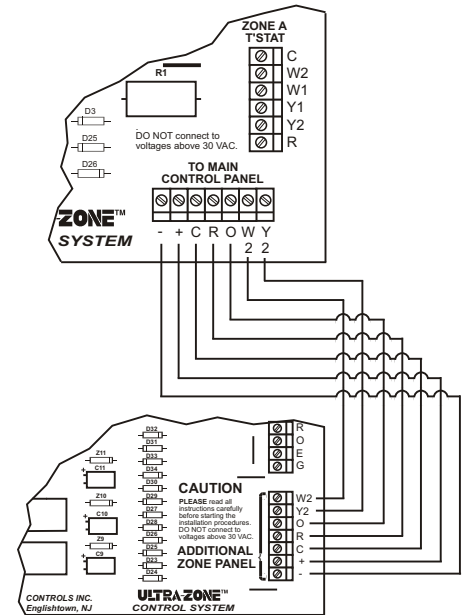
EWC-ST-2D/E & 3D/E

EWC-STEX-2B/4B



EWC-STHP-2/3

EWC-STEX-2B/4B



EWC-STMS-2/3

Warning: These panels are designed for use with 24 volts AC power. Do not use any other voltage! Use caution to avoid electric shock or equipment damage. All wiring should be done in accordance with local and national codes.

Wiring Diagram of 11 Zone STMS System consisting of 1 EWC-STMS-3A & 2 EWC-STEX-4B

