

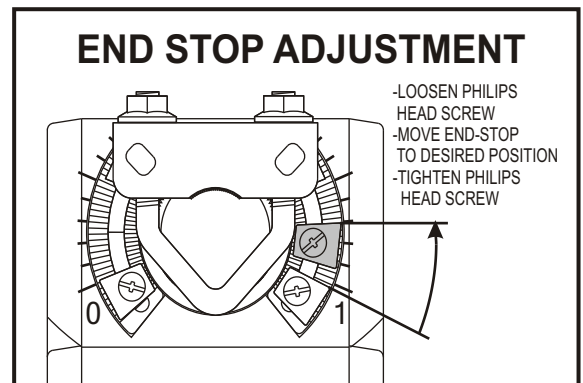

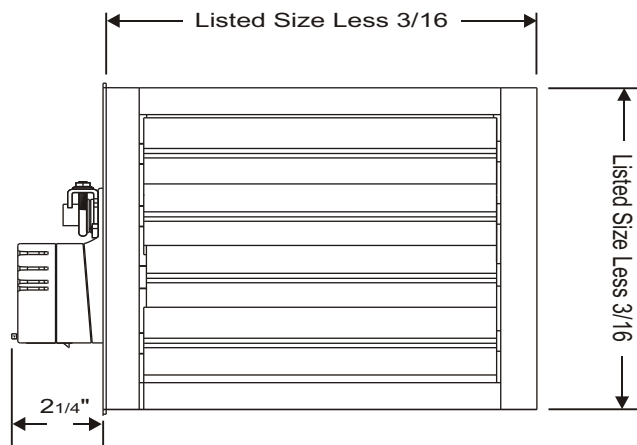
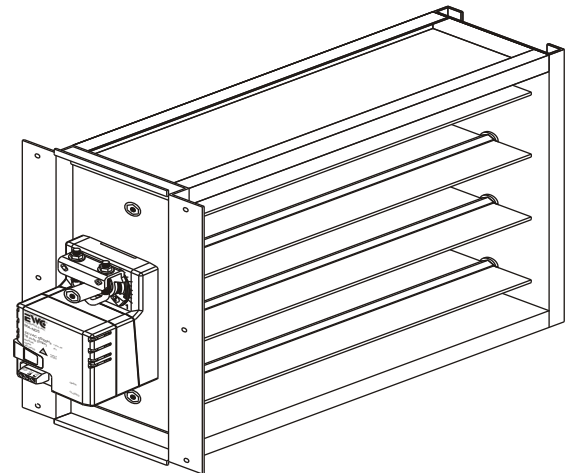
# ULTRA-ZONE®

Forced Air Zone Controls

## Technical Bulletin

Model ND Rectangular Damper  
with MA-ND5 Actuator

- Heavy Duty extruded 0.80" aluminum construction.
- Glass Filled Nylon Bearings provide quiet operation.
- Overlapping parallel blades for low leakage.
- Power open / Power close function at 35 seconds.
- UL Listed Motor Actuator is rated for 24volt ac/dc.
- 3 wire power open & power close.
- 18"lb / 2Nm torque rating.
- 1 watt (1.5va) power requirement.
- Motor Actuator housing is rated NEMA1.
- End-Stop adjustment allows for a percentage of relief air (leakage) to be set when the damper is powered to the closed position. You may set a maximum open position as well.
- Bright green & red LED's indicate damper open/closed



385 Hwy. 33  
Englishtown, NJ 07726  
Ph: 800-446-3110  
Fx: 732-446-5362

P/N 090375A0267 REV. B 02.14.17  
Copyright © 2000 EWC Controls Inc., All Rights Reserved.

✂ CUT ALONG DOTTED LINE

## LIMITED WARRANTY

All parts and components for Ultra-Zone products are warranted to the original consumer/purchaser to be free from defects in material and workmanship for a period of five (5) years from the purchase date or verifiable date of installation. The warranty is not transferrable.

Date of Installation can be verified by submitting a copy of the installation or work invoice. Submitting a copy of the purchase invoice is also acceptable. Otherwise, the date code of the product will be utilized to determine warranty status. EWC Controls will replace or repair any warranted component which proves defective in material and/or workmanship under normal installation use and service. Replacement components can be obtained from your local dealer or wholesale distributor. Bring the defective part or component with you to avoid a core charge or purchase the required component and return the defective component later to have the core charge refunded.

Upon receipt of failed product and subsequent inspection, any component failure determined to be the result of misuse, abuse, neglect, accident, improper installation or application, or any use in violation of instructions furnished by EWC Controls will void the warranty.

THIS WARRANTY IS LIMITED TO DEFECTIVE PARTS REPLACEMENT ONLY. LABOR CHARGES AND/OR DAMAGES INCURRED AS A RESULT OF COMPONENT FAILURE ARE NOT COVERED UNDER THIS WARRANTY, AND ARE THE RESPONSIBILITY OF THE CONSUMER. INCIDENTAL AND CONSEQUENTIAL DAMAGES CONNECTED THEREWITH ARE EXCLUDED.

Some states do not allow the exclusion or limitation of incidental or consequential damages, so the above limitation or exclusion may not apply to you.

This warranty gives you specific legal rights, and you may have other rights which may vary from state to state.

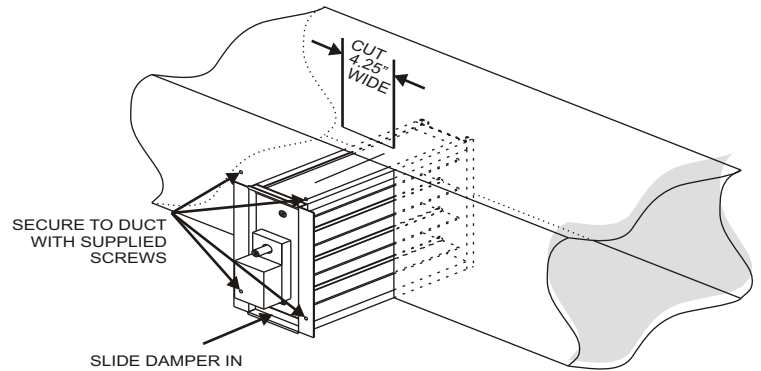
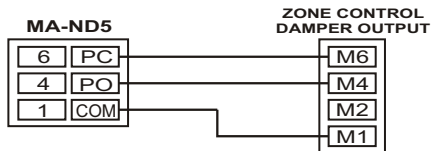
### INSTALLATION AND WIRING

On the side of the duct, where the damper is to be mounted, cut a 4.25" wide slotted opening. Slide the damper into the opening and secure the damper to the duct with sheet metal screws. Airflow can be from either direction and the Motor can be oriented in any position. Larger sizes

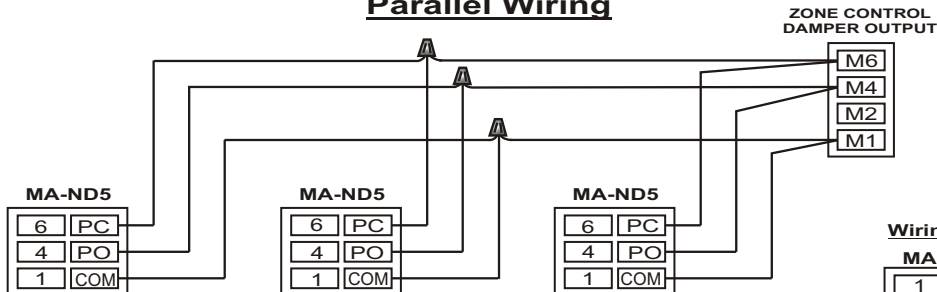
#### Motor Actuator Terminals

TERMINAL	DESCRIPTION
1 / COM	24v Common
4 / PO	24v Power to Open
6 / PC	24v Power to Close

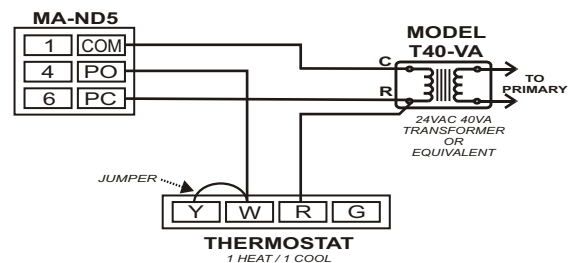
#### Wiring to a Zone Control Panel



#### Parallel Wiring



#### Wiring a Thermostat to Control a Single Damper



385 Hwy. 33 Englishtown, NJ 07726  
Ph: 800-446-3110 - Fx: 732-446-5362

P/N 090375A0267 REV. B 02.14.17  
Copyright © 2000 EWC Controls Inc., All Rights Reserved.

✂ CUT ALONG DOTTED LINE

**REGISTER THE WARRANTY AND THE INSTALLATION OF YOUR EWC CONTROLS PRODUCT BY GOING TO [WWW.EWCCONTROLS.COM](http://WWW.EWCCONTROLS.COM) FOLLOW THE LINK TO WARRANTY REGISTRATION. ONLY ONE FORM NEEDS TO BE FILLED OUT PER INSTALLATION LOCATION.**