

ULTRA-ZONE™

Forced Air Zone Controls

SUBMITTAL SHEET

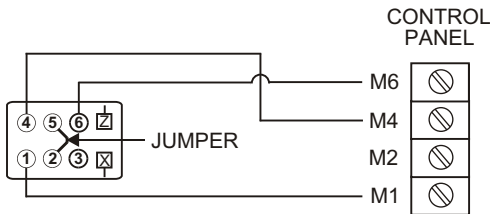
Models FD,RCD,SCD,Reg-H,Reg-V

The motorized register is a 3 wire power open/power close, 24 vac device that can be used to regulate air flow. They are designed to be used where access to the main duct work is difficult or impossible to achieve.

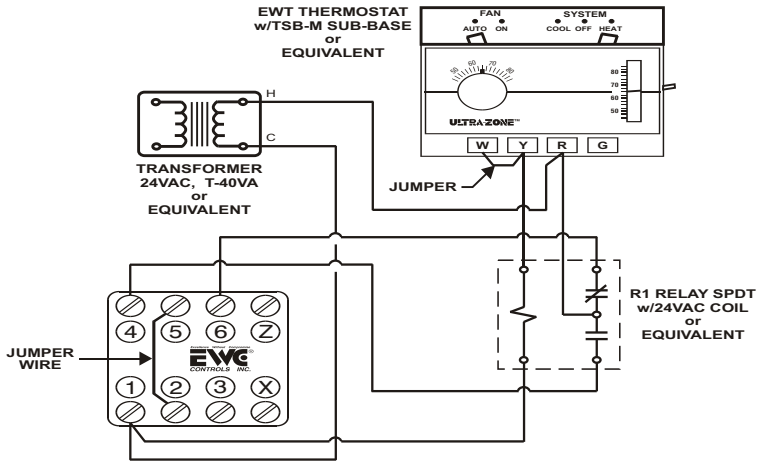
- 1) These motors **CAN NOT** be wired in parallel
- 2) A field installed jumper between terminals 2 & 5 will be required.

Wiring to a control panel

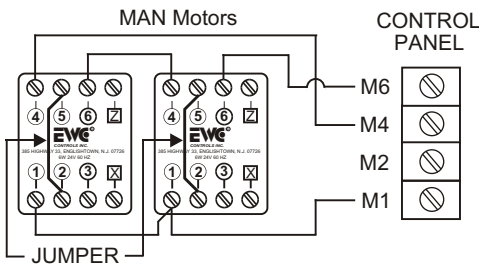
- 6 - power close
- 4 - power open
- 1 - common
- 2 & 5 - jumper



Wiring to a thermostat and SPDT relay



Wiring 2 dampers in Tandem



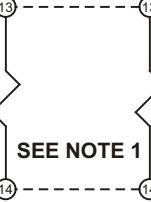
Wiring 3 or more dampers Per Zone

NOTES

1. If more than four (4) dampers are required per zone, add second relay. Wire coil in parallel with first relay as shown. Repeat damper motor wiring using a second transformer.
2. When damper switch is in closed position all dampers wired per this diagram will close when all thermostats are satisfied even if this is the last zone to satisfy.

Field Supplied

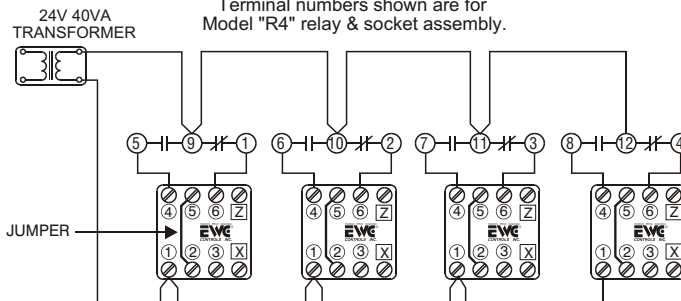
RELAY COIL



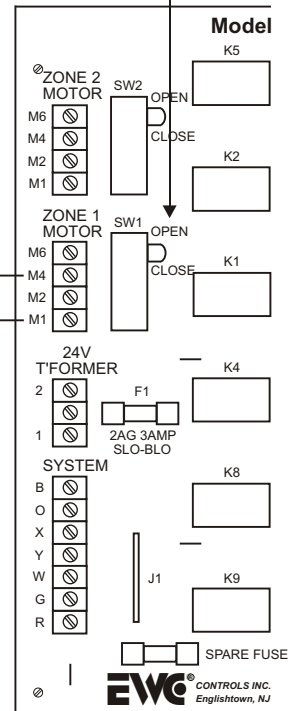
SEE NOTE 1

RELAY CONTACTS

Terminal numbers shown are for Model "R4" relay & socket assembly.



SEE NOTE 2



385 Hwy. 33 Englishtown, NJ 07726
Ph: 800-446-3110 - Fx: 732-446-5362